



# Annual Report 2023

## Anoka/Washington County Head Start – Early Head Start

### Committed to Every Child

*Mission: Anoka/Washington County Head Start-Early Head Start is committed to providing the high-quality services young children need for early development so they can reach their full potential.*

We are dedicated to the success of every child, regardless of their circumstances. It is a privilege to bring Head Start and Early Head Start programming to families in Anoka and Washington Counties.

*As always, we are in this together with the families we serve.*

### 2022-2023 Program Overview

We had another successful year, thanks to our dedicated team, the community, funders, and stakeholders. Each person's support, contribution, and partnership made it possible to continue offering individualized, multi-faceted programming for income eligible families, families experiencing homelessness, and children in foster care. Our services benefit the lifelong learning of the children and families we served this past year.

**In 2022-2023, our cumulative enrollment was 577 children.** 72% of eligible children were served. The average monthly enrollment was 77%.

During the prior project period, our primary goal was to enhance comprehensive services and develop the whole child for academic success. The ACCAP program showed improvements across several areas and achieved significant progress towards meeting the goals set in the previous grant period.

Program data shows increased family empowerment in advocating for children's healthcare needs and improved health literacy, resulting in enhanced child health outcomes. Children also completed mandatory developmental and behavioral screenings within 45 days of enrollment.

### Anoka County Community Action Program (ACCAP)

Anoka/Washington County Head Start has been an ACCAP program since 1965. For almost 60 years, ACCAP has reached thousands of families and their young learners, offering quality programming in diverse learning environments.

ACCAP is a non-profit Minnesota corporation dedicated to cutting edge human service delivery and focused on necessary services that make a difference in people's lives. ACCAP operates in compliance with federal and state laws for non-profits and Community Action Programs.

*ACCAP Mission:* Be an innovative catalyst for empowering lower income Anoka County residents to achieve their aspirations and dreams.

*ACCAP Vision:* Support a caring Anoka County community where basic needs are provided so that all residents can achieve and enjoy economic self-sufficiency.

### The Promise of Community Action

Community Action Programs (CAPs) change people's lives, embody the spirit of hope, improve communities, and make America a better place to live. CAPs care about the entire community and are dedicated to helping people help themselves and each other.

**Anoka/Washington County Head Start Program**  
9574 Foley Blvd., Coon Rapids, MN 55433

**Anoka County Community Action Program, Inc.**  
1201 89<sup>th</sup> Avenue NE, Suite 3500, Blaine, MN 55434

[accap.org](http://accap.org)



## Head Start

2022-2023 Program Year

426 Total funded slots

- 396 center-based slots
- 30 home-based slots

413 children enrolled through summer.

- 7% age 2
- 44% age 3
- 49% age 4

### Head Start Classroom Sites

#### Anoka County

*Cedar* in Oak Grove

*Family Development Ctr* in Coon Rapids

*The Crayon Box* in Fridley

#### Washington County

*Lakes* in Forest Lake

*Newport* in Newport

*Oakdale* in Oakdale

## Children & Families Served

Anoka/Washington County Head Start-Early Head Start is open to eligible children across both counties. During the 2022-2023 program year, nine of our thirteen sites were in Anoka County, reaching 88% of the children we served in classroom settings.

Across all models and sites, about 35% of the children were from families that speak a language other than or in addition to English. The most common family language after English was Spanish, followed by Arabic and Somali.

During the 2022-2023 program year, we supported 29 children experiencing homelessness and 31 children in foster care placements.

We served 520 families during the year. Just over half (55%) were headed by a single adult, and 4% of those families were headed by a single father. A grandparent or relative was the primary caregiver for 8 families. At least one adult was working, in school or in job training for 78% of families. Just over a third of families (36%) were headed by someone with a college education. Another 46% were headed by someone with a high school diploma or GED, and 18% were headed by adults with less than a high school education.

WIC was an important financial resource for 325 families, followed by SNAP (192), TANF funds (40), and SSI (33).

## Early Head Start

2022-2023 Program Year

173 Total funded slots

- 91 center based slots
- 8 family childcare slots
- 74 home-based slots

164 children enrolled through summer.

- 40% birth to age 1
- 29% age 1 to 2
- 31% age 2 to 3

### Early Head Start

#### Child Care Partnership Classroom Sites

#### Anoka County

*CAPE* in Blaine

*New Horizon Academy* - Andover

*New Horizon Academy* - Columbia Heights

*New Horizon Academy* - Coon Rapids

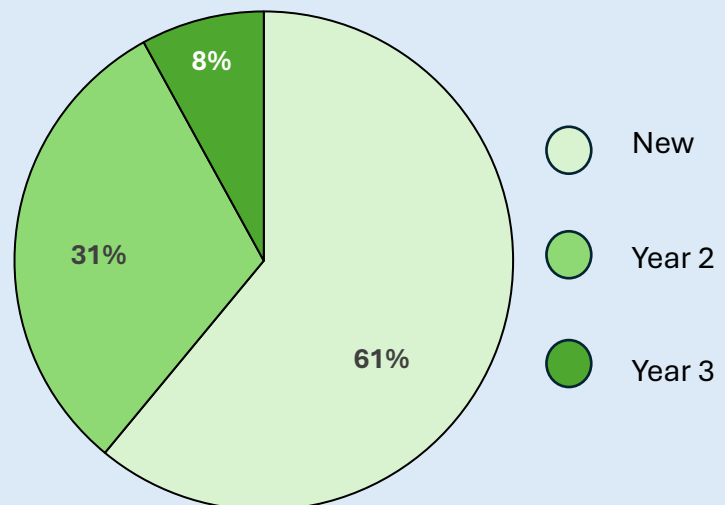
*New Horizon Academy* - Fridley

*The Crayon Box* in Fridley

#### Washington County

*New Horizon Academy* - Stillwater

### Children Returning to HS-EHS



In 2022-2023, 61% of children enrolled for the first time; 31% returned for a second year; and 8% returned for a 3<sup>rd</sup> year.

## Our Early Learning Components for School Readiness

<ul style="list-style-type: none"> <li>• Creative Curriculum</li> <li>• High Reach</li> <li>• Partners for a Healthy Baby</li> <li>• Growing Great Kids</li> <li>• ReadyRosie</li> </ul>	<ul style="list-style-type: none"> <li>• Head Start Classrooms</li> <li>• Head Start Home-based Model</li> <li>• Early Head Start Classrooms</li> <li>• Early Head Start Home Visit Model</li> </ul>	<ul style="list-style-type: none"> <li>• Teaching Strategies GOLD Online</li> <li>• Classroom Assessment Scoring System</li> <li>• Home Visiting Rating Scales</li> <li>• Family Child Care Environmental Rating Scale</li> </ul>	<ul style="list-style-type: none"> <li>• Health assessments</li> <li>• Dental exams</li> <li>• Nutritious meals</li> <li>• Mental health consultations</li> <li>• Individualized education plans</li> <li>• Screening and referrals for disabilities</li> </ul>	<ul style="list-style-type: none"> <li>• Family Service Workers</li> <li>• Supportive resources</li> <li>• Parent/child activities</li> <li>• Home visits</li> </ul>
<b>Curricula</b>	<b>Program Models</b>	<b>Assessment &amp; Observation Tools</b>	<b>Child Health &amp; Wellness</b>	<b>Family Supports</b>

<b>2022-2023 Elements of Our Success</b>	<div style="border: 1px solid black; padding: 5px; background-color: #e0f2f1;"> <p><b>Our HS/EHS Team</b> 100+ dedicated and compassionate staff members.</p> </div>	<div style="border: 1px solid black; padding: 5px; background-color: #e0f2f1;"> <p><b>Our Volunteers</b> 442 Volunteers 393 were current or former HS/EHS parents.</p> </div>	<div style="border: 1px solid black; padding: 5px; background-color: #e0f2f1;"> <p><b>Our In-Kind Support</b> \$1,000,000+ of donated time, space, materials, and services.</p> </div>
--	--	---	--

*“I have been impressed with the emphasis on parent involvement at Head Start. The family engagement events and workshops have been incredibly informative and have provided me with valuable tools to support my child’s learning at home. I appreciate the open communication and partnership between the teachers and parents...”*

– M.L., father of a child in FDC 101

### Engaging Parents and Caregivers

Families are equal partners. We welcome their knowledge, experience, ideas, and concerns. Active parental involvement is encouraged right from enrollment. Our staff works with families to support child development and family stability. We use Family Assessments to partner with parents in setting goals and identifying needed resources. We help build parental confidence and empower parents to become lifelong advocates for their child’s development. In 2022-2023, 100% of families participated in their child’s screenings and assessments of ongoing progress.

We involve caregivers in all facets of our program, including curriculum planning, using parent activity funds, recruitment activities, hiring staff, and monthly Policy Council meetings. They also participate in MHSA Quarterly Meetings and Conferences, and help plan events, such as:

- |                              |                           |
|------------------------------|---------------------------|
| Fabulous Fun for Fathers     | Fathers Reading Every Day |
| Families Doing Good Together | Advocacy for Children Day |
| ELC Family Night             | EHS Family Nights         |
| Parent/Teacher Conferences   | Parent Meetings           |
| Health Advisory Meetings     |                           |

# Outcomes

## Health Outcomes

Many positive health outcomes were achieved during the 2022-2023 program year.

- 92% of children received a medical exam.
- 87% of children received a dental exam.
- 100% of children were up to date on vaccinations (exempt children excluded).
- Children received nutritious meals:
  - 31,412 breakfasts,
  - 32,971 lunches,
  - 32,113 snacks.

## Father Engagement Outcomes

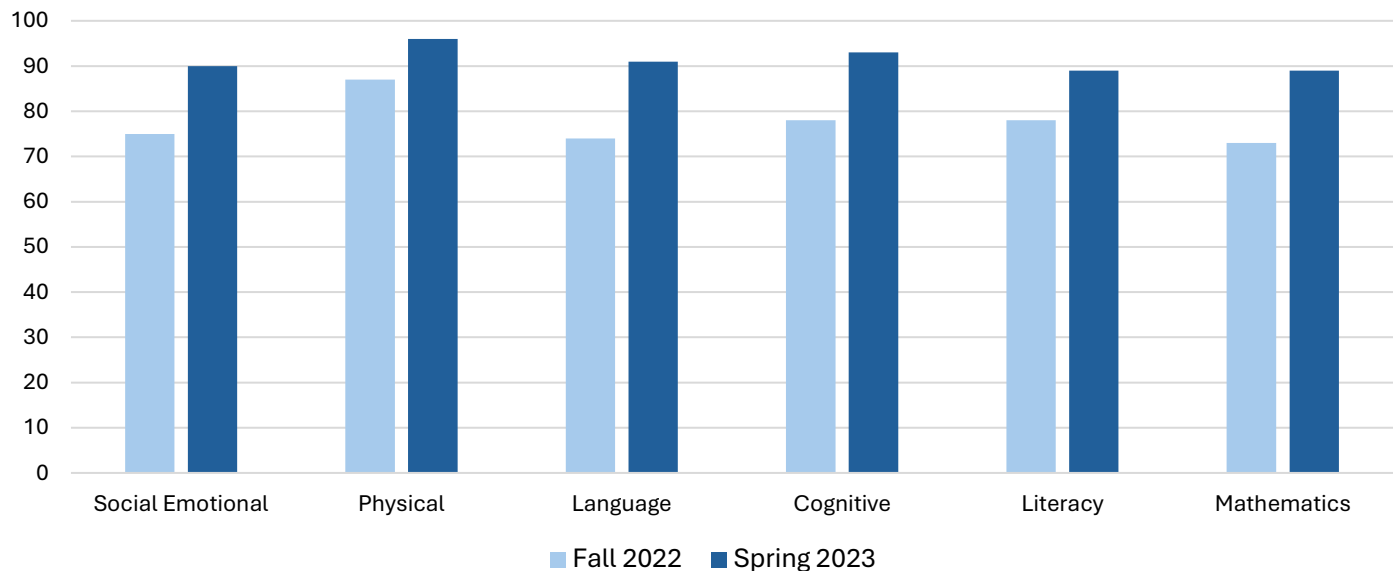
- 115 fathers joined home visits and conferences.
- 56 fathers participated in family goal setting.
- 49 fathers participated in the Family Assessment.
- 2 fathers were members of the Policy Council.

## Family Outcomes

Family Service Workers responded to 1,278 service requests during the year, helping families access important resources for their stability and success.

- 75% of families participated in research-based parenting curriculum.
- 175 families received support with their child's transition to HS or to kindergarten.
- 65 families received assistance with food, clothing, or shelter, and 56 families received housing assistance.
- 25 families accessed adult education or training.
- 13 families accessed ESL classes.
- 11 families accessed mental health care.
- Families also received assistance with asset building, nutrition, preventive care, post-partum care, relationship counseling, and resources for families experiencing incarceration.

Increases in Portions Meeting Expectations for Children in Head Start



## Child Development Outcomes

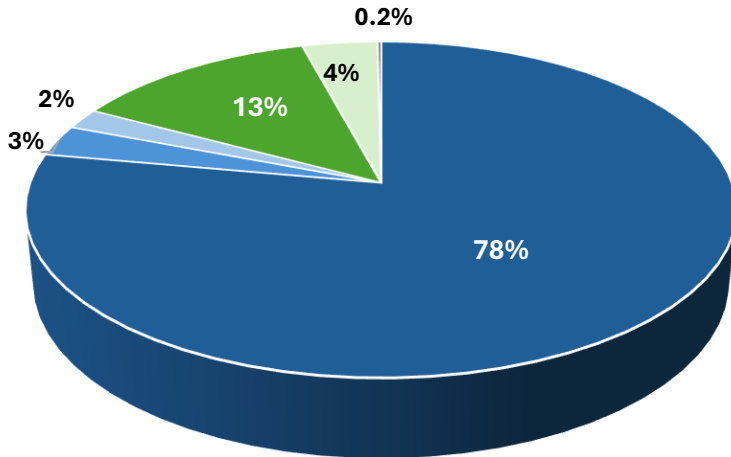
The chart above shows the progress children in Head Start made across six key developmental domains. Across domains, portions meeting expectations increased 9 to 17 percentage points from fall to spring. By spring, we also saw large increases within specific groups, such as dual language learners or children with an Individualized Education Plan.

**We are especially proud of the high level of kindergarten readiness in the “Pre-kindergarten Age 4” Group. By Spring, at least 83% of children age 4 met developmental expectations across all six areas.**

# Financial Information – 2023 Fiscal Year

This page shows a breakdown of dollars, financial sources, program accounts and designated use of funds.

## Funding Sources



## Sources of Funds

### Federal Government

U.S. Dept. of HHS	\$7,580,217
U.S.D.A. Food Prog.	\$274,821
COVID Funds	\$139,902

### State Government

MN Dept. of Educ.	\$1,279,209
Early Learning Scholarships	\$406,864

### Other Funds

Other sources	\$18,903
---------------	----------

**Total Revenue: \$9,699,916**

## Expenditures

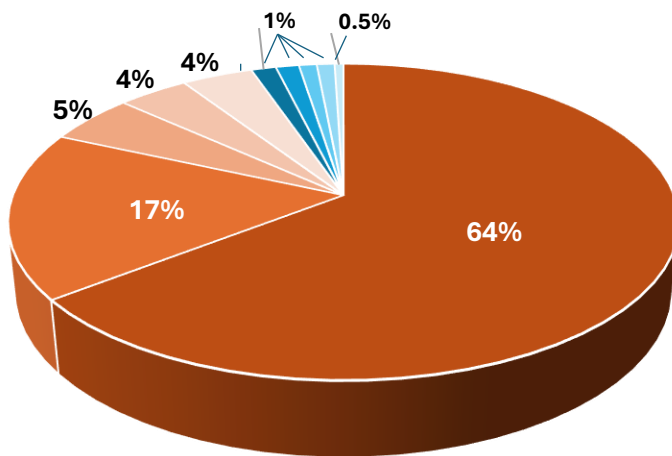


Chart Color	2022-2023	Expended
Dark Orange	Personnel & Benefits	\$6,232,058
Medium Orange	Other Expenses	\$1,679,363
Light Orange	Contracts	\$514,161
Very Light Orange	Food Costs	\$405,118
Lightest Orange	Child Program Services	\$360,565
Light Blue	Facility Maintenance	\$134,219
Medium Blue	Training Expenses	\$127,744
Light Blue	Space Rental	\$101,350
Lightest Blue	Supplies	\$92,801
Very Light Blue	Parent Services	\$52,537
Dark Blue	<b>Total</b>	<b>\$9,699,916</b>

## Fiscal Audit & Federal Review

The most recent **2022 Fiscal Audit** found no material findings. Certified independent auditors have examined ACCAP's financial statements, in which financial practices were GAAP compliant.

The most recent **2023 Federal Monitoring Review** took place in October 2023. All areas of non-compliance have been addressed and the program submitted Corrective Action Plans (CAP) to the Office of Head Start. The program is waiting for the results.

Reviewed and Revised

ACCAP is an Equal Opportunity Agency in Employment and Client Services.

Upon request, ACCAP will make this document available in alternative formats meeting ADA requirements.