



Annual Report 2024

Anoka/Washington County Head Start – Early Head Start

Committed to Every Child

We are committed to the success of every child in our program.

Mission: Anoka/Washington County Head Start’s mission is to provide comprehensive early childhood and family development services that empower children and families to achieve school readiness and lifelong success.

Our vision is that our Head Start program will foster healthy development and school readiness, by promoting family self-sufficiency and partnering with childcare partners, school districts, and our community.

2023-2024 Program Highlights

Our dedicated team, community, stakeholders, and funders continued their critical roles in the success of our program. This makes it possible for us to support each child with individualized, multi-faceted programming to build their school readiness. We continue to serve income eligible families, families experiencing homelessness, and children in foster care.

Our cumulative enrollment was 608 children. The percentage of eligible children served was 79%, up from 72% the previous year, and average monthly enrollment was 83%, up from 77%. The portion of children in our program for a third year was 13%, up from 8%. The portion of families speaking another language at home was 38%, up from 33%. The number of participating fathers was 149, up from 115 fathers the year before.

Our Family Service Workers responded to more than 1,100 requests for services, and more than 250 families participated in research-based parenting education.

We are successful in completing each child’s developmental and behavioral screenings within 45 days of enrollment. Families tell us they feel more empowered in advocating for their child’s educational and healthcare needs, and they have improved their health literacy, leading to better child health outcomes.

Anoka County Community Action Program (ACCAP)

ACCAP is a non-profit Minnesota corporation dedicated to cutting edge human service delivery and focused on necessary services that make a difference in people’s lives. ACCAP operates in compliance with federal and state laws for non-profits and Community Action Programs.


Anoka/Washington County Head Start has been an ACCAP program since 1965. In 2015, ACCAP expanded by adding Early Head Start to reach pregnant women and children from birth to age 3. For 60 years, ACCAP has reached thousands of families and their young learners, offering quality programming and building a foundation for lifelong growth and development.

ACCAP Mission: Be an innovative catalyst for empowering lower income Anoka County residents to achieve their aspirations and dreams.

ACCAP Vision: Support a caring Anoka County community where basic needs are provided so that all residents can achieve and enjoy economic self-sufficiency.

The Promise of Community Action

Community Action Programs (CAPs) change people’s lives, embody the spirit of hope, improve communities, and make America a better place to live. CAPs care about the entire community and are dedicated to helping people help themselves and each other.



This report is accessible to the public through the following channels:

ACCAP Website: <https://accap.org/documents/>

Printed Copies: Available upon request at the Head Start Administrative Offices located at 9574 Foley Blvd., Coon Rapids, MN 55433

Head Start

2023-2024 Program Year

418 Total funded slots

- 396 center-based slots
- 22 home-based slots

436 children enrolled during the year.

- 11% age 2
- 39% age 3
- 50% age 4

Head Start Classroom Sites

Anoka County

Cedar in Oak Grove

Family Development Ctr in Coon Rapids

The Crayon Box in Fridley

Washington County

Lakes in Forest Lake

Newport in Newport

Oakdale in Oakdale

Children & Families Served

Anoka/Washington County Head Start-Early Head Start is open to eligible children across both counties. During the 2023-2024 program year, nine of our thirteen sites were in Anoka County, reaching 86% of the children we served in classroom settings.

Across all models and sites, about 38% of the children were from families that speak a language other than or in addition to English. The most common family language after English continued to be Spanish, followed by Arabic and Somali.

During the year, we supported 20 children experiencing homelessness and 32 children in foster care placements. The percentage of eligible children served was 79%.

We served 528 families during the year. Just over half (53%) were headed by a single mother, and 3% were headed by a single father. A grandparent or relative was the primary caregiver for 8 families. At least one adult was working, in school, or in job training in 87% of families. Just over a third of families (36%) were headed by an adult with at least some college education, and 49% were headed by an adult with a high school diploma or GED. About 15% were headed by adults with less than a high school education.

WIC was an important financial resource for 370 families, followed by SNAP (211), TANF funds (50), and SSI (47).

Early Head Start

2023-2024 Program Year

173 Total funded slots

- 91 center-based slots
- 8 family childcare slots
- 74 home-based slots

172 children enrolled during the year.

- 38% birth to age 1
- 38% age 1 to 2
- 24% age 2 to 3

2 pregnant women enrolled in EHS

Early Head Start

Child Care Partnership Classroom Sites

Anoka County

CAPE in Blaine

New Horizon Academy - Andover

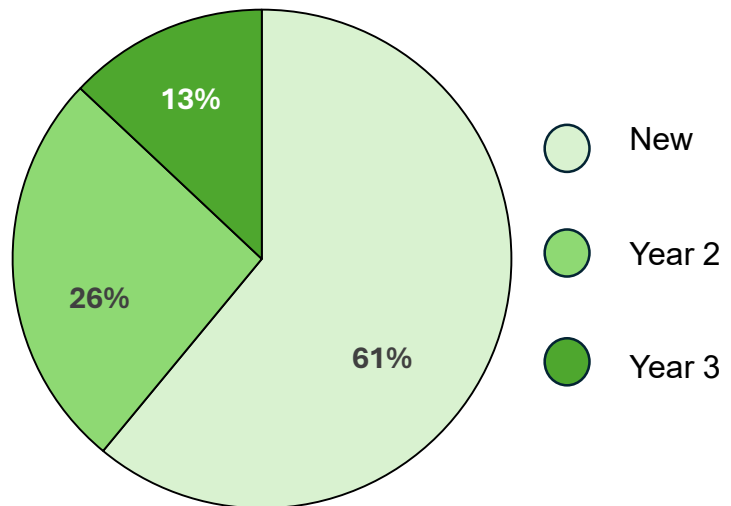
New Horizon Academy - Columbia Heights

New Horizon Academy - Coon Rapids

New Horizon Academy - Fridley

The Crayon Box in Fridley

Children Returning to HS-EHS



In 2023-2024, 61% of children enrolled for the first time; 26% returned for a second year; and 13% returned for a 3rd year.

Our Early Learning Components for School Readiness

<ul style="list-style-type: none"> • Creative Curriculum • High Reach • Partners for a Healthy Baby • Growing Great Kids • ReadyRosie 	<ul style="list-style-type: none"> • Head Start Classrooms • Head Start Home-based Model • Early Head Start Classrooms • Early Head Start Home Visit Model 	<ul style="list-style-type: none"> • Teaching Strategies GOLD Online • Classroom Assessment Scoring System • Home Visiting Rating Scales • Family Child Care Environmental Rating Scale 	<ul style="list-style-type: none"> • Health assessments • Dental exams • Nutritious meals • Mental health consultations • Individualized education plans • Screening and referrals for disabilities 	<ul style="list-style-type: none"> • Family Service Workers • Supportive resources • Parent/child activities • Home visits
Curricula	Program Models	Assessment & Observation Tools	Child Health & Wellness	Family Supports

Elements of Our Success in 2023-2024		
<p>Our HS/EHS Team Over 100 dedicated and compassionate staff members.</p>	<p>Our Volunteers 444 Volunteers 370 were current or former HS/EHS parents.</p>	<p>Our In-Kind Support \$1,000,000+ of donated time, space, materials, and services.</p>

“The reason why I like Head Start is that they prepare your child for school and their future. My kids have learned a lot because they have amazing teachers and staff. I have been with Head Start since I first became a mom when I was 15 years old... I proudly say that Head Start helped me raise my child...Not only does Head Start help our kids, but they also help us parents with any resource help we need.”

– M.T., mother of a child in FDC 114

Engaging Parents and Caregivers

We continue to see families as equal partners. We welcome their knowledge, experience, ideas, and concerns. We encourage active parental involvement right from enrollment. Our staff emphasizes child development and family stability. Our Family Assessments help us partner with parents to set goals and identify needed resources. We help build parental confidence and empower parents to become lifelong advocates for their child’s development. In 2023-2024, 100% of families participated in their child’s screenings and assessments of ongoing progress.

We involved caregivers in all facets of our program, including curriculum planning, use of parent activity funds, recruitment activities, staff hiring, and monthly Policy Council meetings. They also participated in MHSA Quarterly Meetings and Conferences, and helped plan events, such as:

- | | |
|------------------------------|---------------------------|
| Fabulous Fun for Fathers | Fathers Reading Every Day |
| Families Doing Good Together | Advocacy for Children Day |
| Family Nights | Health Advisory Meetings |
| Parent/Teacher Conferences | Parent Meetings |

2023-2024 Outcomes

Health Outcomes

Positive health outcomes achieved for children:

- 99% had an ongoing source of healthcare.
- 98% had health insurance by the end of the year.
- 94% received a medical exam.
- 92% received a preventive dental exam.
- 100% of children were up to date on vaccinations (formally exempt children excluded).
- Children received nutritious meals, totaling
 - 39,679 breakfasts,
 - 41,219 lunches, and
 - 40,269 snacks.

Father Engagement Outcomes

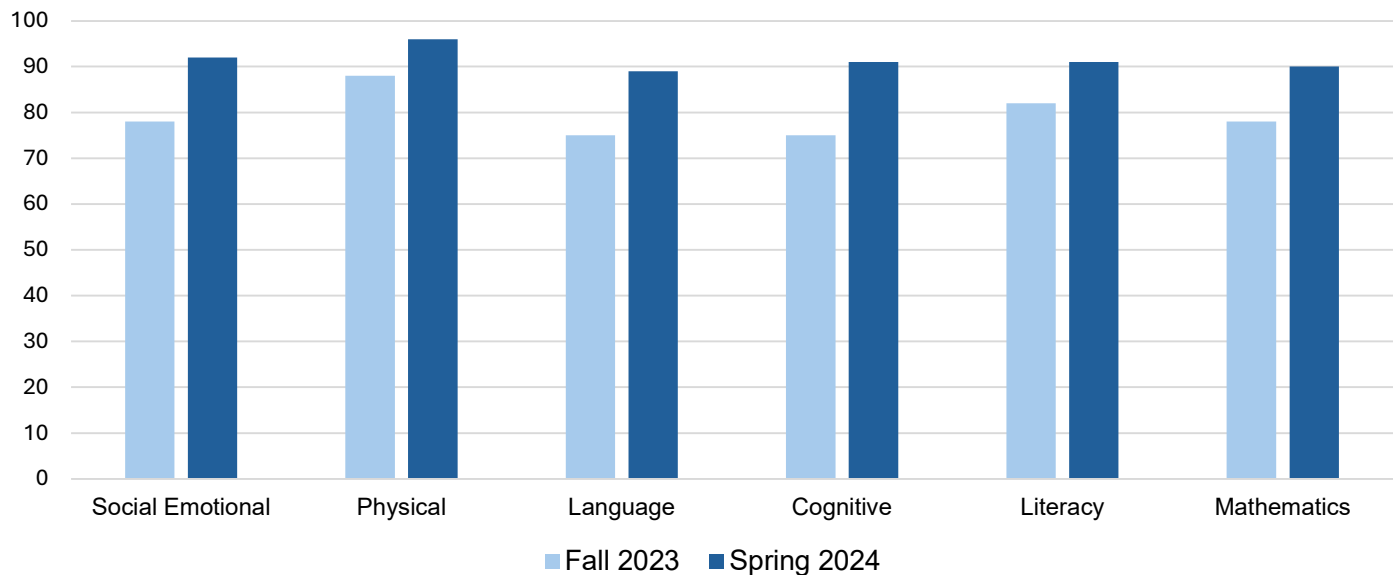
- 149 fathers joined home visits and conferences.
- 54 fathers participated in family goal setting.
- 54 fathers participated in the Family Assessment.
- 1 father was a member of the Policy Council.

Family Outcomes

Family Service Workers responded to 1,163 service requests during the year, helping families access important resources for their stability and success.

- 257 families participated in research-based parenting curriculum.
- 193 families received support with their child's transition into HS or to kindergarten.
- 54 families received assistance with food, clothing, or shelter, and 50 families received housing assistance.
- 31 families accessed adult education or training.
- 11 families accessed ESL classes.
- 12 families accessed mental health care.
- Families also received assistance with asset building, nutrition, preventive care, post-partum care, relationship counseling, and resources for families experiencing incarceration.

Portions Meeting Expectations for Children in Head Start



Child Development Outcomes

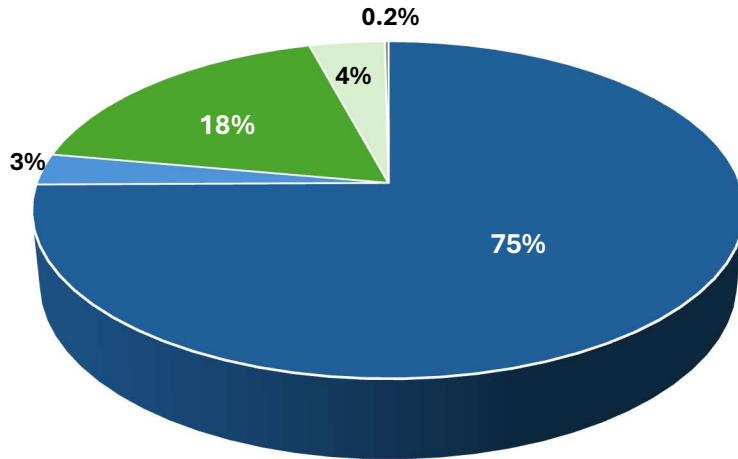
The chart above shows the progress children in Head Start made across the six key developmental domains assessed by TS GOLD. Portions meeting expectations increased 8 or more percentage points from fall to spring.

Our assessments show a high level of kindergarten readiness for the “Pre-kindergarten Age 4” Group. Once again, at least 85% of children age 4 met the developmental expectations across the six areas by spring.

Financial Information – 2024 Fiscal Year

This page shows a breakdown of dollars, financial sources, program accounts and designated use of funds.

Funding Sources



Sources of Funds

Federal Government

U.S. Dept. of HHS	\$8,048,063
U.S.D.A. Food Prog.	\$325,028

State Government

MN Dept. of Educ.	\$1,988,723
Early Learning Scholarships	\$407,507

Other Funds

Other sources	\$26,519
---------------	----------

Total Revenue: \$10,795,840

Expenditures

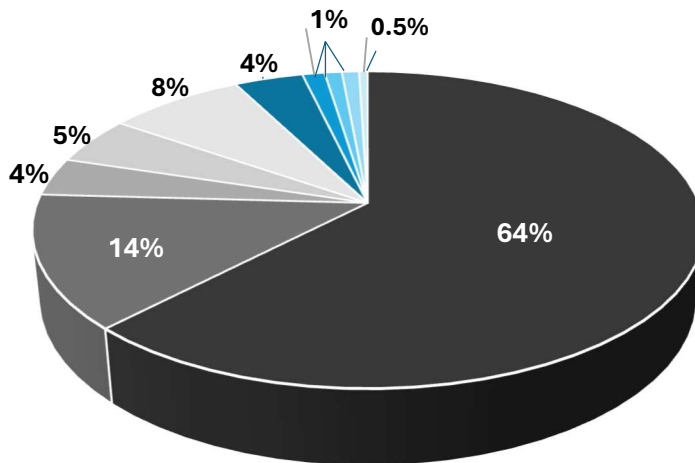


Chart Color	2023-2024	Expended
Dark Grey	Personnel & Benefits	\$6,537,166
Medium Grey	Other Expenses	\$1,490,524
Light Grey	Contracts	\$451,237
Very Light Grey	Food Costs	\$546,450
Lightest Grey	Child Program Services	\$898,397
Medium Blue	Facility Maintenance	\$440,915
Light Blue	Training Expenses	\$148,543
Very Light Blue	Space Rental	\$100,773
Lightest Blue	Supplies	\$128,437
Lightest Blue	Parent Services	\$53,398
Dark Blue	Total	\$10,795,840

Fiscal Audit & Federal Review

The most recent **2024 Fiscal Audit** found no material findings. Certified independent auditors have examined ACCAP's financial statements, in which financial practices were GAAP compliant.

The most recent **Federal Monitoring Review** took place in October 2023. All areas of non-compliance have been remedied. No further action is required.

ACCAP is an Equal Opportunity Agency in Employment and Client Services.

Upon request, ACCAP will make this document available in alternative formats meeting ADA requirements.