



Annual Report 2025

Anoka/Washington County Head Start – Early Head Start

We Are a Program of Excellence

We are thrilled to report that our Head Start-Early Head Start Program has been named a **2025-2030 Program of Excellence** by the National Head Start Association (NHSA). This designation is reserved for programs that “consistently demonstrate excellence in program management and service performance and continually support the achievement of robust outcomes for children birth to five years old, pregnant people, families, and the communities where they live.”

Our program completed a rigorous, peer-reviewed process, proving to the NHSA review team that we are committed to measurable, accountable programming of the highest quality. Reviewers identified **8 areas of strength** in ACCAP’s operation of Anoka Washington County Head Start-Early Head Start:

Administrative Services

Parent Development

Public Relations/Advocacy

Health Services

Personnel Systems

Family Partnerships

Curriculum Instruction

Meeting Community Needs

Our standout approaches included our Family Service System Teams, our Cultural Navigators, and our Mentor Coaching model that supports teachers in quality implementation of curricula.

We express deep gratitude to our dedicated team, community, and families for their contributions to our success.

Committed to Every Child

Mission: Anoka/Washington County Head Start’s mission is to provide comprehensive early childhood and family development services that empower children and families to achieve school readiness and lifelong success.

Our vision is that our Head Start program will foster healthy development and school readiness by promoting family self-sufficiency and partnering with childcare partners, school districts, and our community.

Anoka County Community Action Program (ACCAP)

ACCAP is a non-profit Minnesota corporation dedicated to cutting edge human service delivery and focused on necessary services that make a difference in people’s lives. ACCAP operates in compliance with federal and state laws for non-profits and Community Action Programs.


Anoka/Washington County Head Start has been an ACCAP program since 1965. In 2015, ACCAP expanded by adding Early Head Start to reach pregnant women and children from birth to age 3. For 61 years, ACCAP has reached thousands of families and their young learners, offering quality programming in diverse learning environments.

Mission: ACCAP is an innovative catalyst for empowering lower income Anoka County residents to achieve their aspirations and dreams.

Vision: Our vision is one of a caring Anoka County community where basic needs are provided so that all residents can achieve and enjoy economic self-sufficiency.

The Promise of Community Action

Community Action Programs (CAPs) change people’s lives, embody the spirit of hope, improve communities, and make America a better place to live. CAPs care about the entire community and are dedicated to helping people help themselves and each other.



Anoka/Washington County Head Start Program
9574 Foley Blvd., Coon Rapids, MN 55433

Anoka County Community Action Program, Inc.
1201 89th Avenue NE, Suite 3500, Blaine, MN 55434
accap.org

Head Start

2024-2025 Program Year

372 Total funded slots

- 362 center-based slots
- 10 home-based slots

419 children enrolled during the year.

- 10% age 2
- 42% age 3
- 48% age 4

Head Start Classroom Sites

Anoka County

Family Development Ctr in Coon Rapids
The Crayon Box in Fridley

Washington County

Lakes in Forest Lake
Newport in Newport
Oakdale in Oakdale

Children & Families Served

Anoka/Washington County Head Start-Early Head Start is open to eligible children across both counties. During the 2024-2025 program year, three of our six sites were in located Anoka County, reaching 86% of the children we served in classroom settings.

Across all models, about 35% of the children were from families that speak a language other than or in addition to English. The most common family language after English was Spanish, followed by Arabic, Amharic, Pashto, and Somali.

During the year, we supported 25 children experiencing homelessness and 22 children in foster care placements. The percentage of eligible children served was 77%.

We served 470 families during the year. Just under half (47%) were headed by a single mother, and 1% were headed by a single father. A grandparent or relative was the primary caregiver for 6 families. In 87% of families, at least one adult was working, in school, or in job training. Just over a third of families (39%) were headed by an adult with at least some college education, and 44% were headed by an adult with a high school diploma or GED. About 17% were headed by adults with less than a high school education.

WIC was an important financial resource for 297 families, followed by SNAP (161), TANF funds (36), and SSI (30).

Early Head Start

2024-2025 Program Year

123 Total funded slots

- 69 center-based slots
- 51 home-based slots
- 3 slots for pregnant women

107 children enrolled during the year.

- 30% birth to age 1
- 36% age 1 to 2
- 34% age 2 to 3

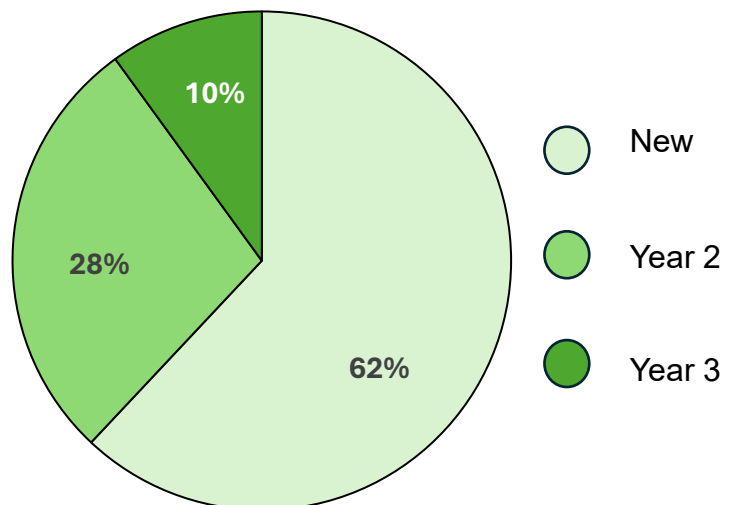
1 pregnant woman enrolled in EHS

Early Head Start Child Care Partnership Classroom Sites

Anoka County

CAPE in Blaine
The Crayon Box in Fridley

Children Returning to HS-EHS



In 2024-2025, 62% of children enrolled for the first time; 28% returned for a second year; and 10% returned for a 3rd year.

Our Early Learning Components for School Readiness

<ul style="list-style-type: none"> • The Creative Curriculum • Growing Great Kids • Partners for a Healthy Baby • S.M.A.R.T. • I Am Moving • ReadyRosie • Handwriting Without Tears • Second Step • Conscious Discipline • Turtle Technique 	<ul style="list-style-type: none"> • Head Start Classrooms • Head Start Home-based Model • Early Head Start Classrooms • Early Head Start Home Visit Model 	<ul style="list-style-type: none"> • Teaching Strategies GOLD Online • Classroom Assessment Scoring System • Creative Curriculum Assessment Tool • Home Visiting Rating Scales • Family Childcare Environmental Rating Scale • ASQ-3, ASQ-SE, MPSI-R 	<ul style="list-style-type: none"> • Health assessments • Dental exams • Nutritious meals • Mental health consultations • Individualized education plans • Screening and referrals for disabilities 	<ul style="list-style-type: none"> • Family Support System Teams • Supportive resources • Parent/child activities and events • Home visits • Socialization Days
Curricula	Program Models	Assessment & Observation Tools	Child Health & Wellness	Family Supports

Elements of Our Success in 2024-2025		
<p>Our HS/EHS Team Over 100 dedicated and compassionate staff members.</p>	<p>Our Volunteers 493 Volunteers 375 were current or former HS/EHS parents.</p>	<p>Our In-Kind Support \$761,052 of donated time, space, materials, and services.</p>

“...we have had a good experience at Head Start. The staff is really great, and I love the communications. I enjoy dropping [my son] off knowing he is in good hands and is going to be with other children his age... [He] has come out of his shell even more since starting Head Start. I am happy with his progress and hope it can continue at Head Start. We are looking forward to many more milestones this year.”

– M.W., mother of a child in FDC 118

Engaging Parents and Caregivers

We recognize how important parents are in teaching and caring for their children. We are committed to involving parents in our program, and all staff members encourage and support their involvement. In 2024-2025, we continued to see 100% of families participate in their child’s screenings and assessments of ongoing progress. We partner with parents to empower them and their children to achieve school readiness and lifelong success.

We also involved caregivers in all facets of our program, including curriculum planning, use of parent activity funds, recruitment activities, staff hiring, and monthly Policy Council meetings. They also participated in MHSA Quarterly Meetings and Conferences, and helped plan events, such as:

- | | |
|------------------------------|---------------------------|
| Fabulous Fun for Fathers | Fathers Reading Every Day |
| Families Doing Good Together | Advocacy for Children Day |
| Family Nights | Health Advisory Meetings |
| Parent/Teacher Conferences | Parent Meetings |

2024-2025 Outcomes

Health Outcomes

Positive health outcomes achieved for children:

- 99% had an ongoing source of healthcare.
- 97% had health insurance by the end of the year.
- 89% received a medical exam.
- 95% received a preventive dental exam.
- 99% of children were up to date on vaccinations (formally exempt children excluded).
- Children received nutritious meals, totaling
 - 38,500 breakfasts,
 - 39,888 lunches, and
 - 38,295 snacks.

Father Engagement Outcomes

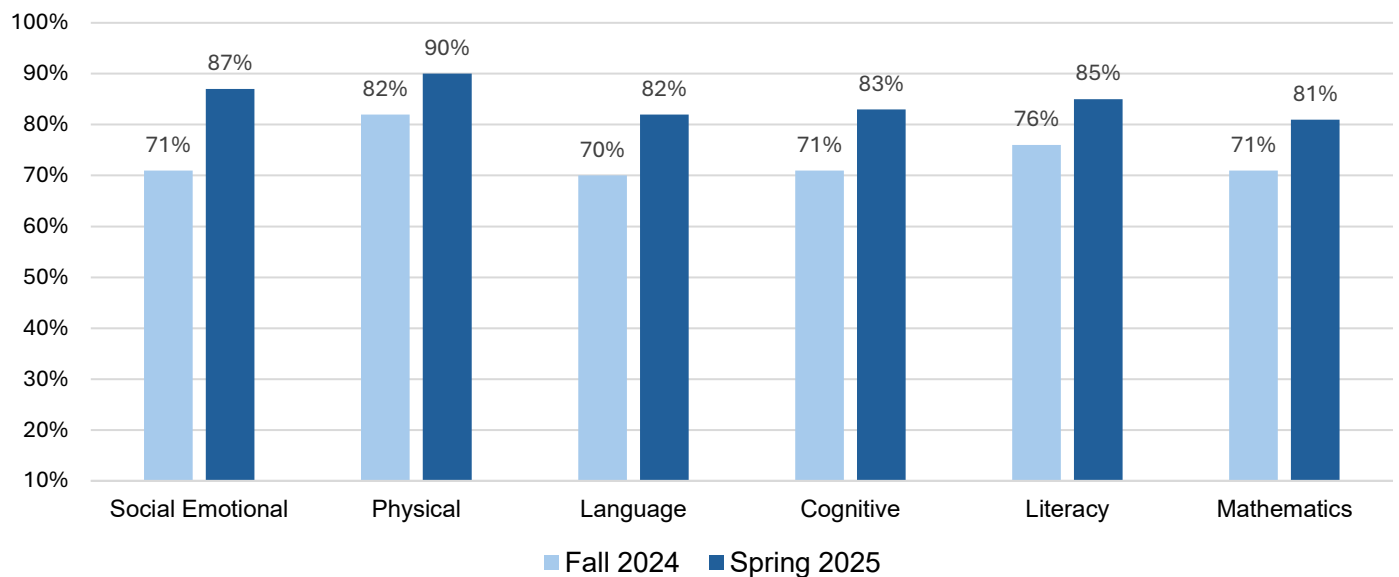
- 146 fathers joined home visits and conferences.
- 83 fathers participated in parent education.
- 63 fathers participated in family goal setting.
- 65 fathers participated in the Family Assessment.

Family Outcomes

Family Service Workers responded to 1,071 service requests during the year, helping families access important resources for their stability and success.

- 249 families participated in research-based parenting curriculum.
- 209 families received support with their child's transition into HS or to kindergarten.
- 57 families received assistance with food, clothing, or shelter, and 27 families received housing assistance.
- 30 families accessed adult education or training.
- 23 families accessed ESL classes.
- 6 families accessed mental health care.
- Families also received assistance with asset building, nutrition, preventive care, post-partum care, relationship counseling, and resources for families experiencing incarceration.

Portions Meeting Expectations for Children in Head Start & Early Head Start



Child Development Outcomes

The chart above shows progress children made across key developmental areas assessed by Teaching Strategies TS GOLD system. Portions meeting expectations increased 8+ percentage points from fall to spring.

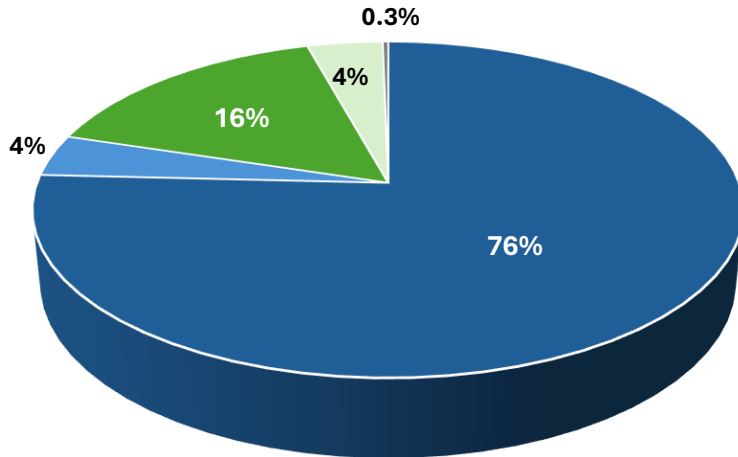
Our assessments show a high level of kindergarten readiness for the “Pre-kindergarten Age 4” Group.

At least 80% of children age 4 met the developmental expectations across five areas by spring.

Financial Information – 2025 Fiscal Year

This page shows a breakdown of dollars, financial sources, program accounts and designated use of funds.

Funding Sources



Sources of Funds

Federal Government

U.S. Dept. of HHS	\$7,611,616
U.S.D.A. Food Prog.	\$341,666

State Government

MN Dept. of Educ.	\$1,641,746
Early Learning Scholarships	\$406,714

Other Funds

Other sources	\$29,234
---------------	----------

Total Revenue: \$10,030,975

Expenditures

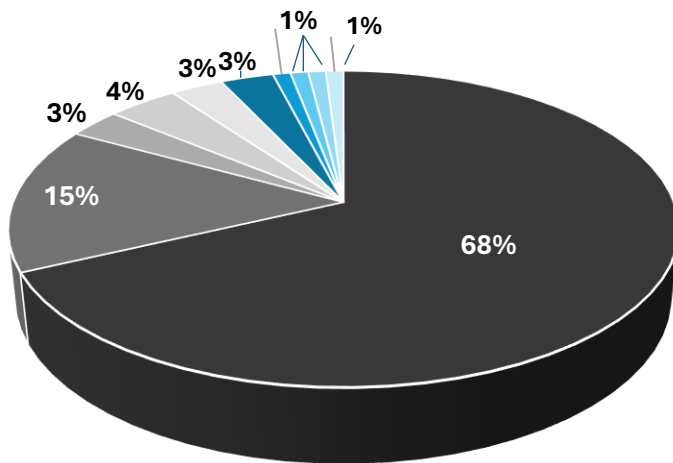


Chart Color	2023-2024	Expended
Dark Blue	Personnel & Benefits	\$6,842,561
Grey	Other Expenses	\$1,453,637
Light Grey	Contracts	\$322,080
Light Blue	Food Costs	\$436,664
Medium Blue	Child Program Services	\$317,652
Dark Blue	Facility Maintenance	\$265,257
Blue	Training Expenses	\$128,730
Light Blue	Space Rental	\$86,215
Light Blue	Supplies	\$154,608
Light Blue	Parent Services	\$23,571
Dark Blue	Total	\$10,030,975

Fiscal Audit & Federal Review

The most recent **2024 Fiscal Audit** found no material findings. Certified independent auditors have examined ACCAP's financial statements, in which financial practices were GAAP compliant.

The most recent **Federal Monitoring Review** took place in October 2023. All areas of non-compliance have been remedied. No further action is required.